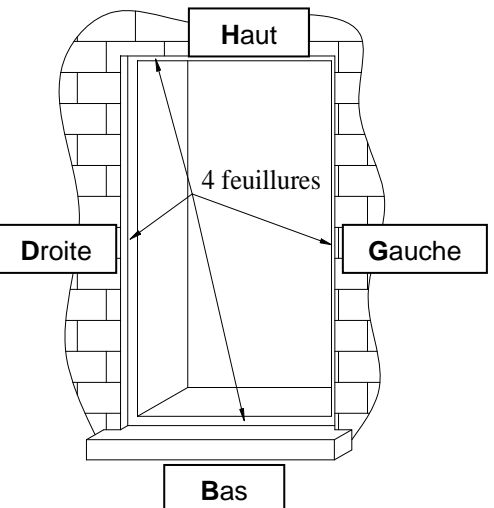

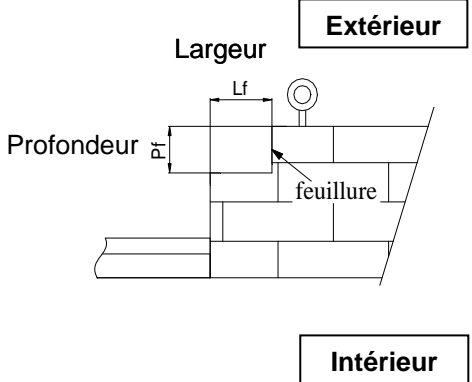
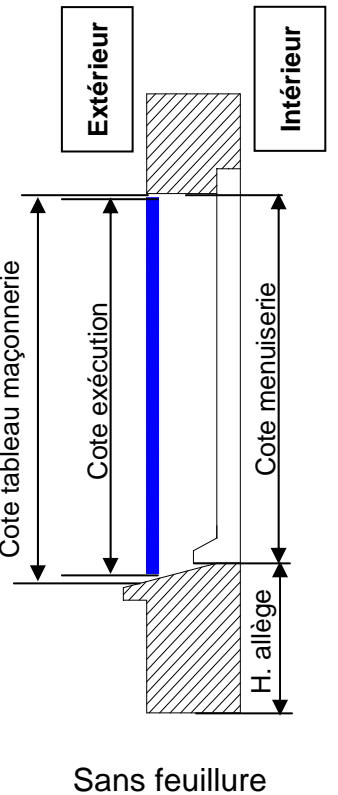
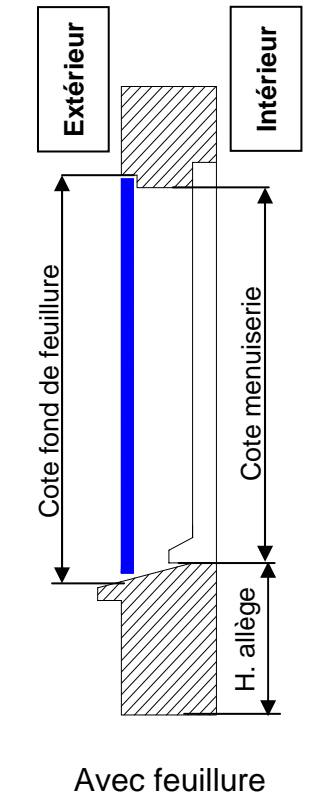
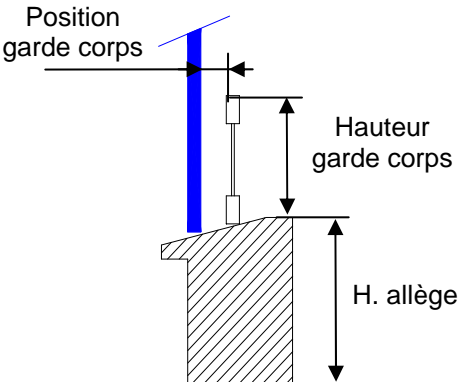
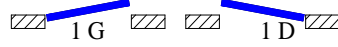

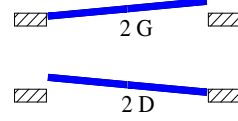



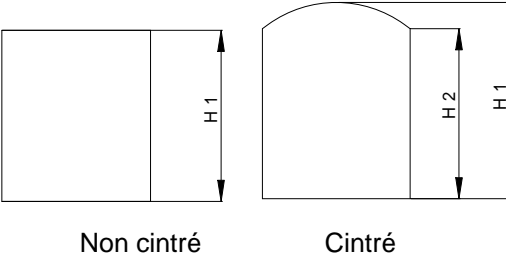


AIDE A LA PRISE DE MESURES VOILETS

ETAPE 1 FEUILLURES	ETAPE 2 TYPE DE COTES	ETAPE 3 TABLEAU DE MESURES
<p>Position des feuillures</p>  <p>Sens d'ouverture en poussant, vue de l'intérieur</p>  <p>Prise de cotes des feuillures (mm)</p> 	<div style="display: flex; justify-content: space-around;"> <div style="text-align: center;"> <p>Exterieur</p> <p>Interieur</p>  <p>Sans feuillure</p> </div> <div style="text-align: center;"> <p>Exterieur</p> <p>Interieur</p>  <p>Avec feuillure</p> </div> </div> <p style="text-align: center;">Avec Garde Corps</p> 	<p>Nombre de vantaux à Gauche et à Droite Sens d'ouverture en poussant</p> <p>> 1 vantail seul</p>  <p>> 2 vantaux</p>  <p>> 2 vantaux repliables</p>  <p>> 3 vantaux repliables</p>   <p>> 4 vantaux repliables</p> 
		<p>Prise de cotes (mm)</p>  <p style="display: flex; justify-content: space-around;"> Non cintré Cintré </p>